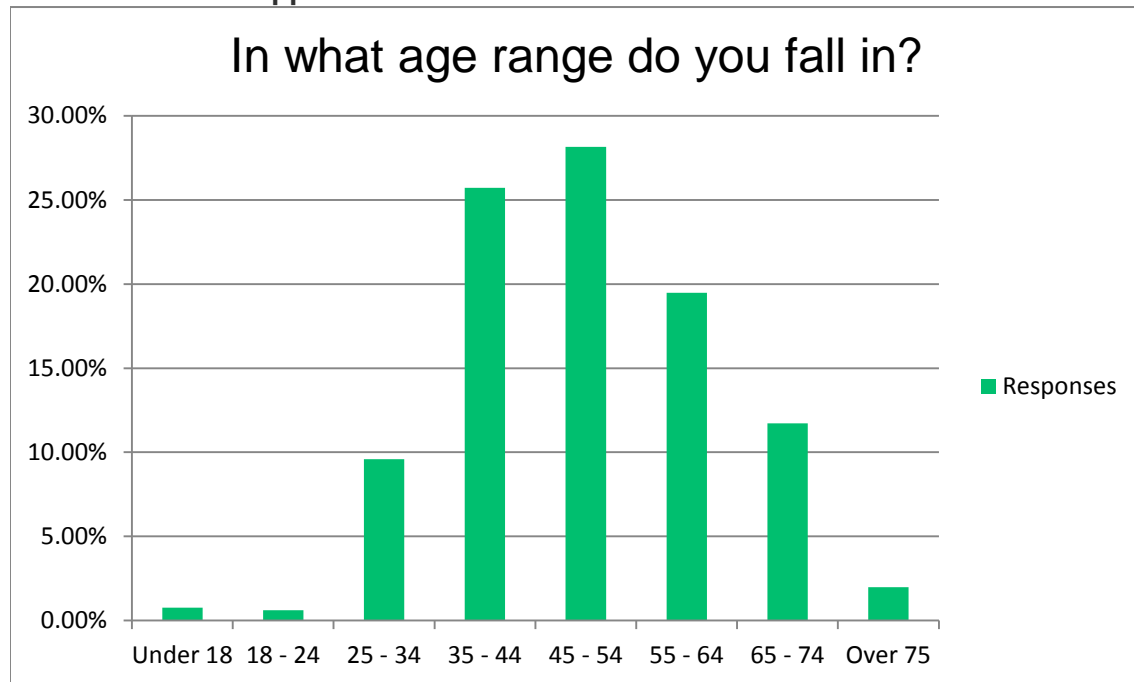


Village of Ortonville Master Plan 2018 Survey

In what age range do you fall in?

Answer Choices	Responses	
Under 18	0.76%	5
18 - 24	0.61%	4
25 - 34	9.59%	63
35 - 44	25.72%	169
45 - 54	28.16%	185
55 - 64	19.48%	128
65 - 74	11.72%	77
Over 75	1.98%	13
Answered		657
Skipped		0



Village of Ortonville Master Plan 2018 Survey

Please select your gender.

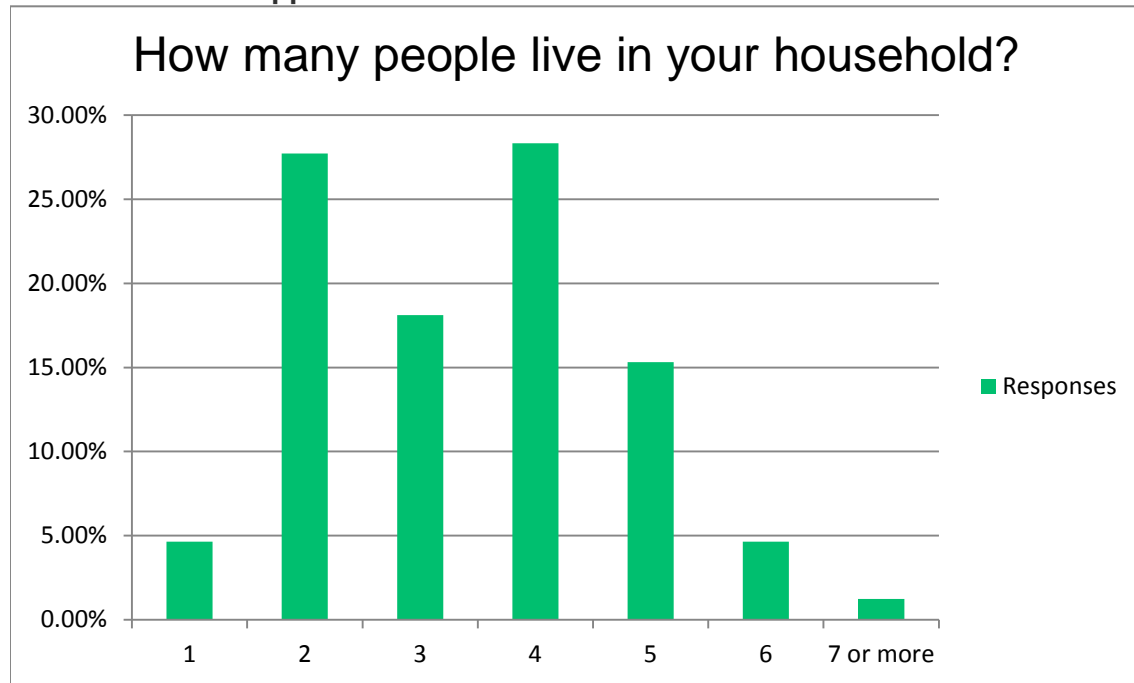
Answer Choices	Responses	
Female	64.86%	459
Male	35.14%	198
Answered	657	
Skipped	0	



Village of Ortonville Master Plan 2018 Survey

How many people live in your household?

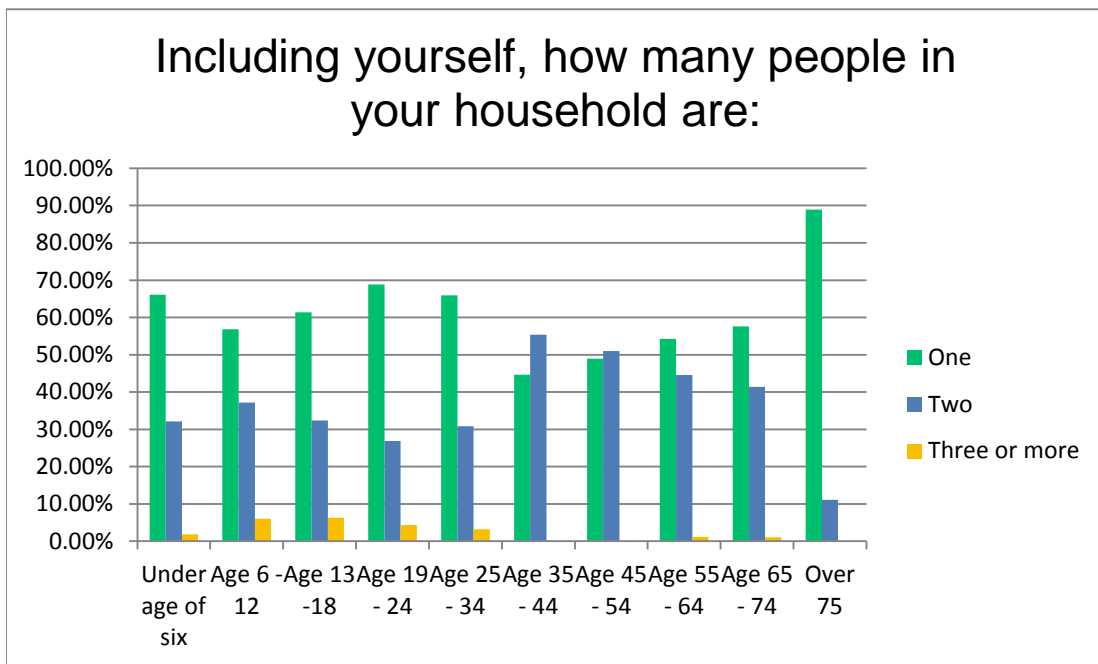
Answer Choices	Responses	
1	4.64%	30
2	27.71%	179
3	18.11%	117
4	28.33%	183
5	15.33%	99
6	4.64%	30
7 or more	1.24%	8
Answered	646	
Skipped	11	



Village of Ortonville Master Plan 2018 Survey

Including yourself, how many people in your household are:

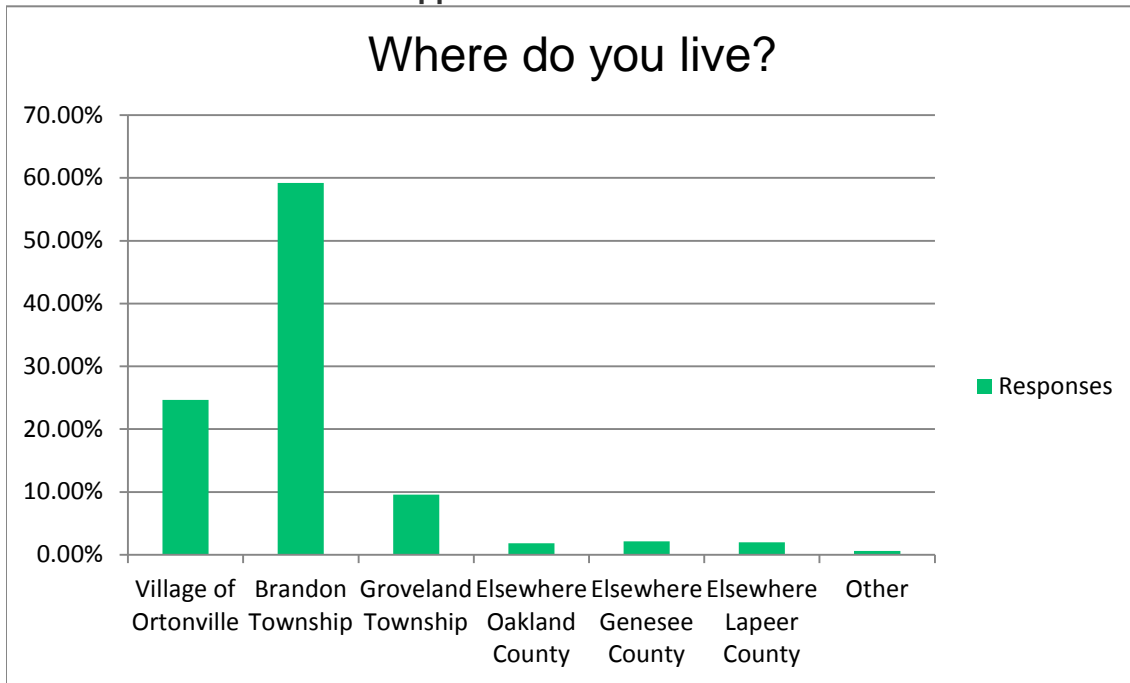
	One	Two	Three or more	Total			
Under age of six	66.07%	74	32.14%	36	1.79%	2	112
Age 6 -12	56.84%	133	37.18%	87	5.98%	14	234
Age 13 -18	61.35%	127	32.37%	67	6.28%	13	207
Age 19 - 24	68.82%	64	26.88%	25	4.30%	4	93
Age 25 - 34	65.96%	62	30.85%	29	3.19%	3	94
Age 35 - 44	44.65%	96	55.35%	119	0.00%	0	215
Age 45 - 54	48.97%	119	51.03%	124	0.00%	0	243
Age 55 - 64	54.29%	95	44.57%	78	1.14%	2	175
Age 65 - 74	57.58%	57	41.41%	41	1.01%	1	99
Over 75	88.89%	24	11.11%	3	0.00%	0	27
					Answered		648
					Skipped		9



Village of Ortonville Master Plan 2018 Survey

Where do you live?

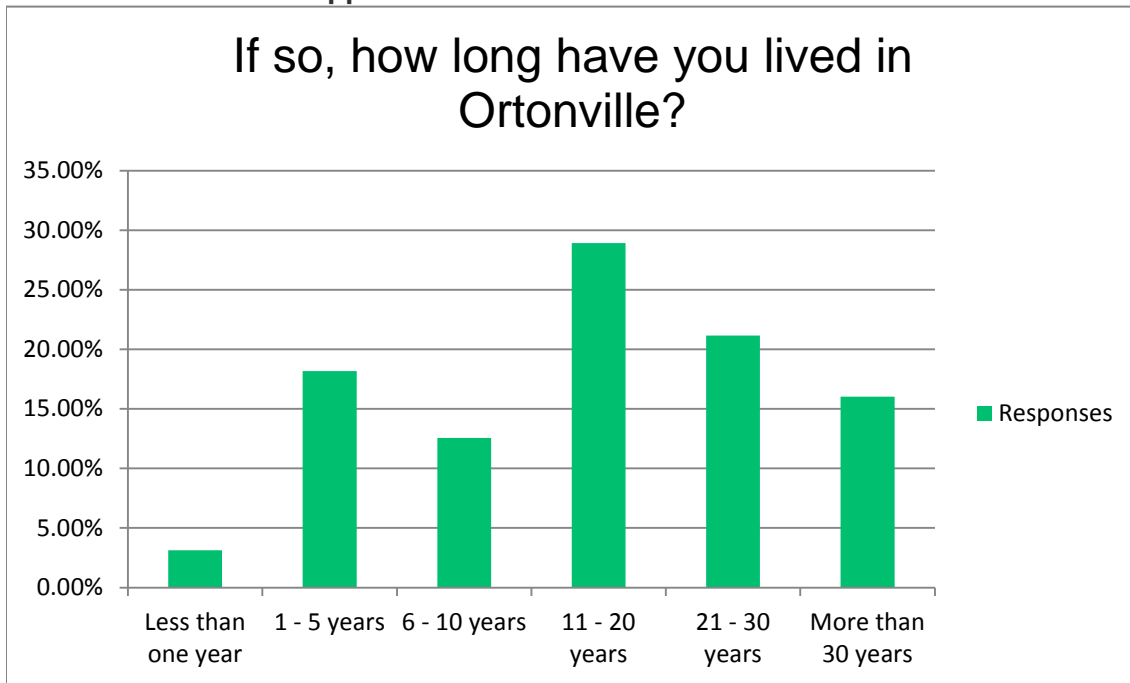
Answer Choices	Responses	
Village of Ortonville	24.66%	162
Brandon Township	59.21%	389
Groveland Township	9.59%	63
Elsewhere Oakland County	1.83%	12
Elsewhere Genesee County	2.13%	14
Elsewhere Lapeer County	1.98%	13
Other	0.61%	4
Answered		657
Skipped		0



Village of Ortonville Master Plan 2018 Survey

If so, how long have you lived in Ortonville?

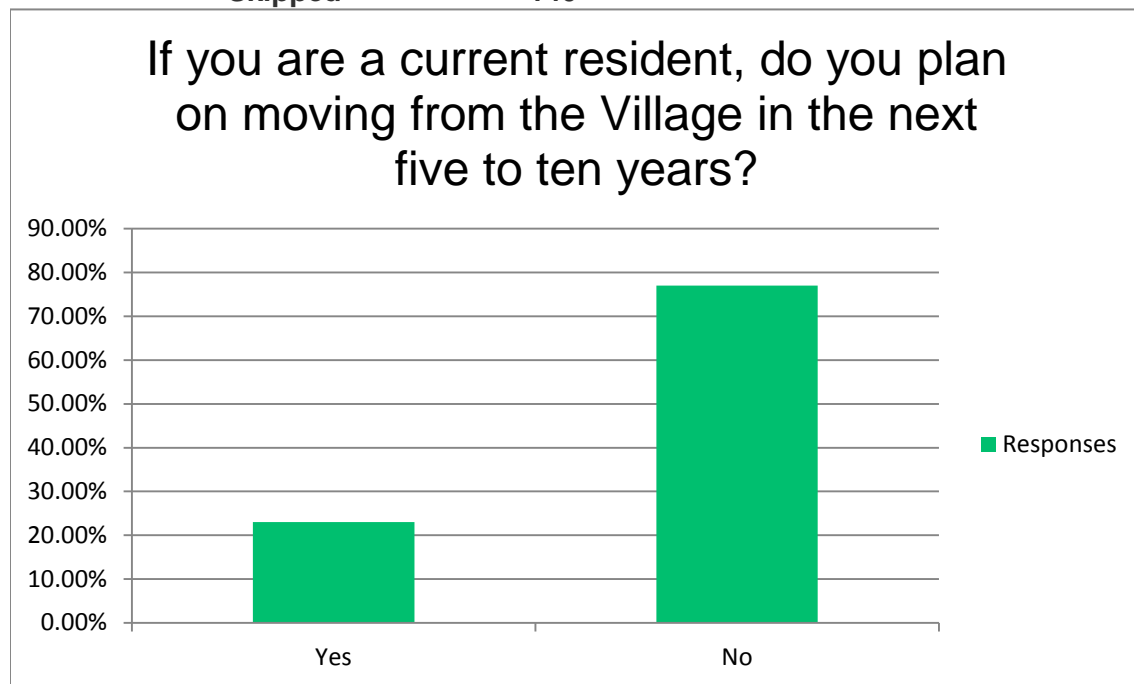
Answer Choices	Responses	
Less than one year	3.14%	19
1 - 5 years	18.18%	110
6 - 10 years	12.56%	76
11 - 20 years	28.93%	175
21 - 30 years	21.16%	128
More than 30 years	16.03%	97
	Answered	605
	Skipped	52



Village of Ortonville Master Plan 2018 Survey

If you are a current resident, do you plan on moving from the Village in the next five to ten years?

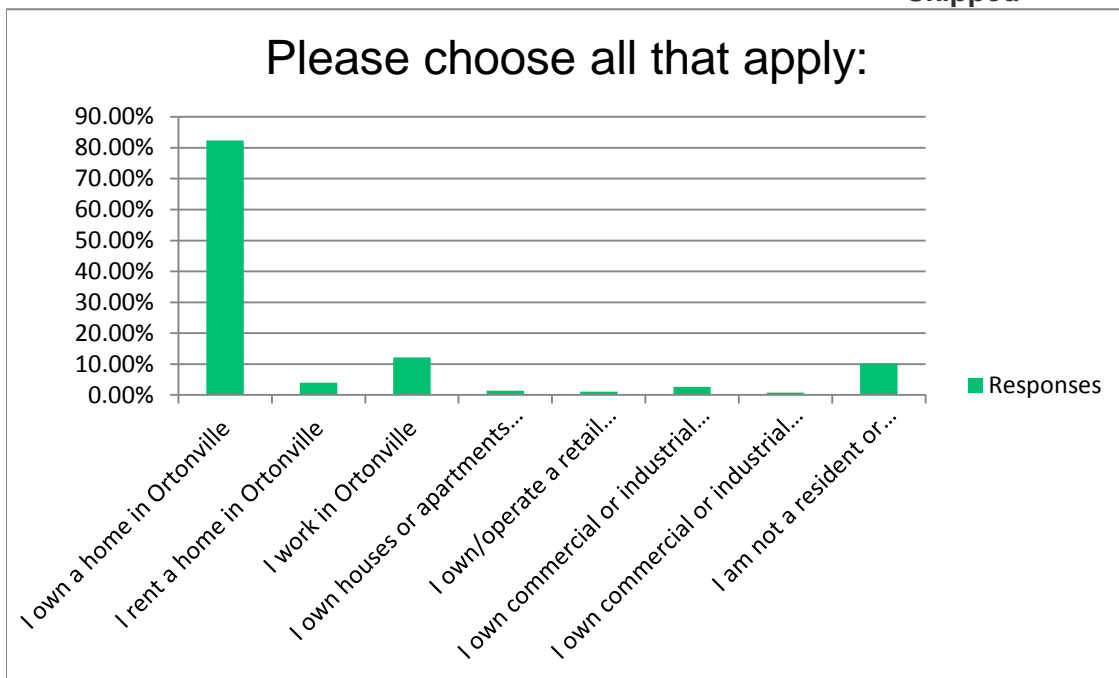
Answer Choices	Responses	
Yes	23.02%	119
No	76.98%	398
If so, why?		139
Answered		517
Skipped		140



Village of Ortonville Master Plan 2018 Survey

Please choose all that apply:

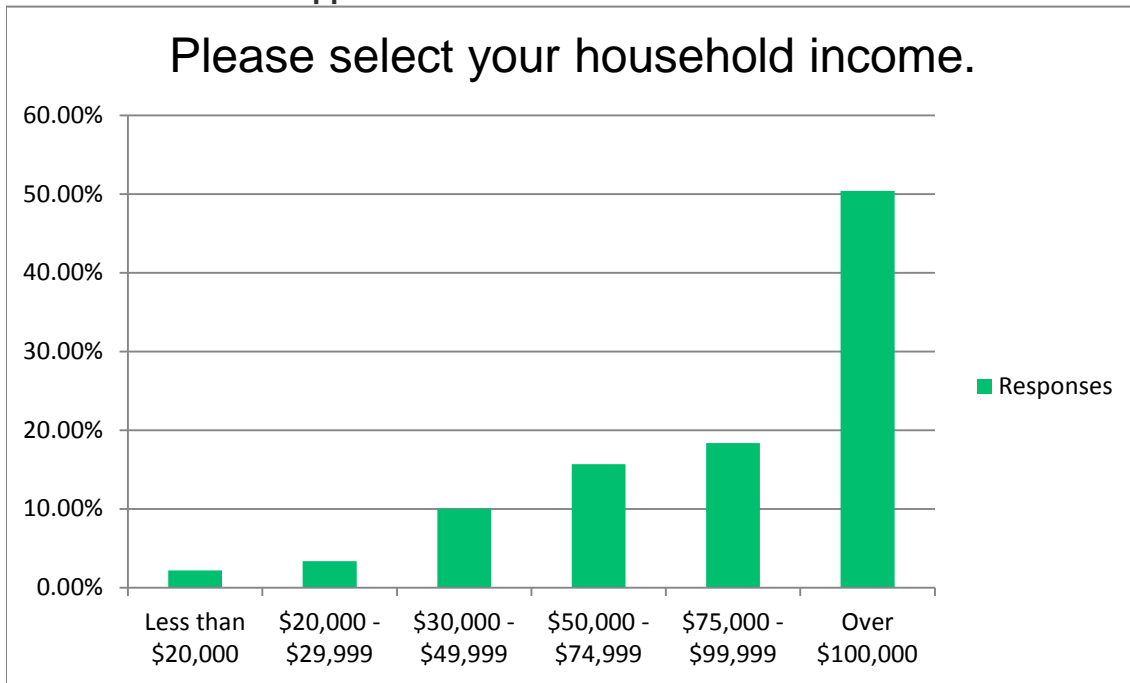
Answer Choices	Responses	
I own a home in Ortonville	82.34%	541
I rent a home in Ortonville	3.96%	26
I work in Ortonville	12.18%	80
I own houses or apartments that I rent to others in Ortonville	1.37%	9
I own/operate a retail business in Ortonville	1.07%	7
I own commercial or industrial business in Ortonville	2.59%	17
I own commercial or industrial property in Ortonville	0.76%	5
I am not a resident or own/operate a business in Ortonville	10.20%	67
Other (please specify)	5.63%	37
Answered		657
Skipped		0



Village of Ortonville Master Plan 2018 Survey

Please select your household income.

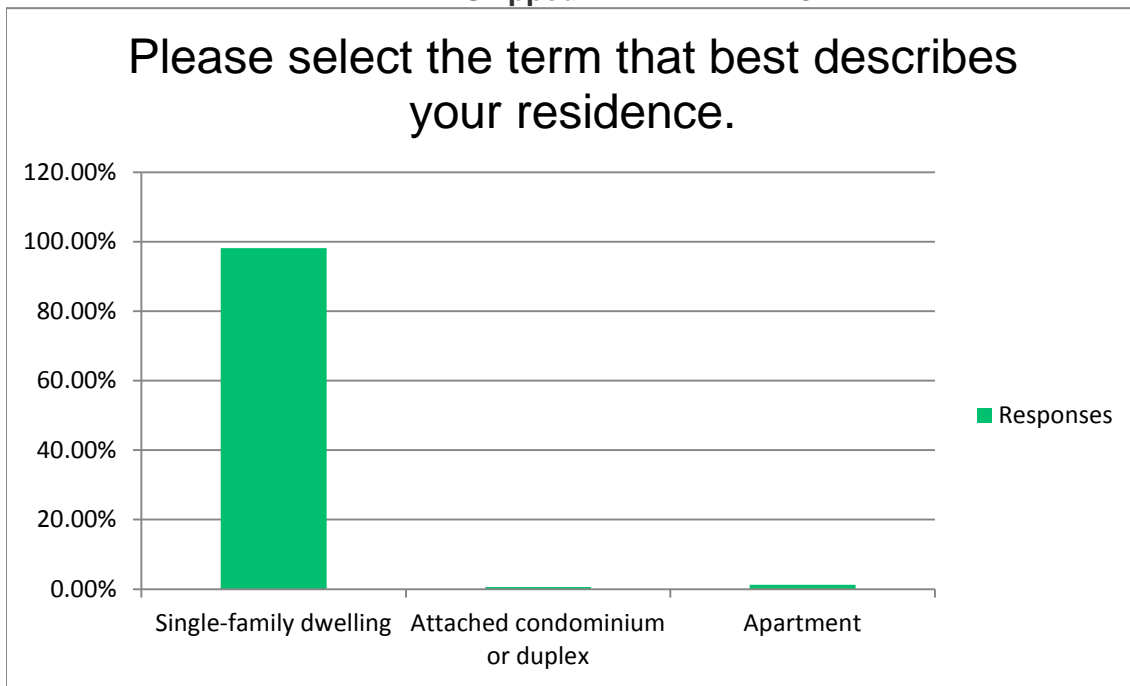
Answer Choices	Responses	
Less than \$20,000	2.17%	13
\$20,000 - \$29,999	3.34%	20
\$30,000 - \$49,999	10.02%	60
\$50,000 - \$74,999	15.69%	94
\$75,000 - \$99,999	18.36%	110
Over \$100,000	50.42%	302
Answered		599
Skipped		58



Village of Ortonville Master Plan 2018 Survey

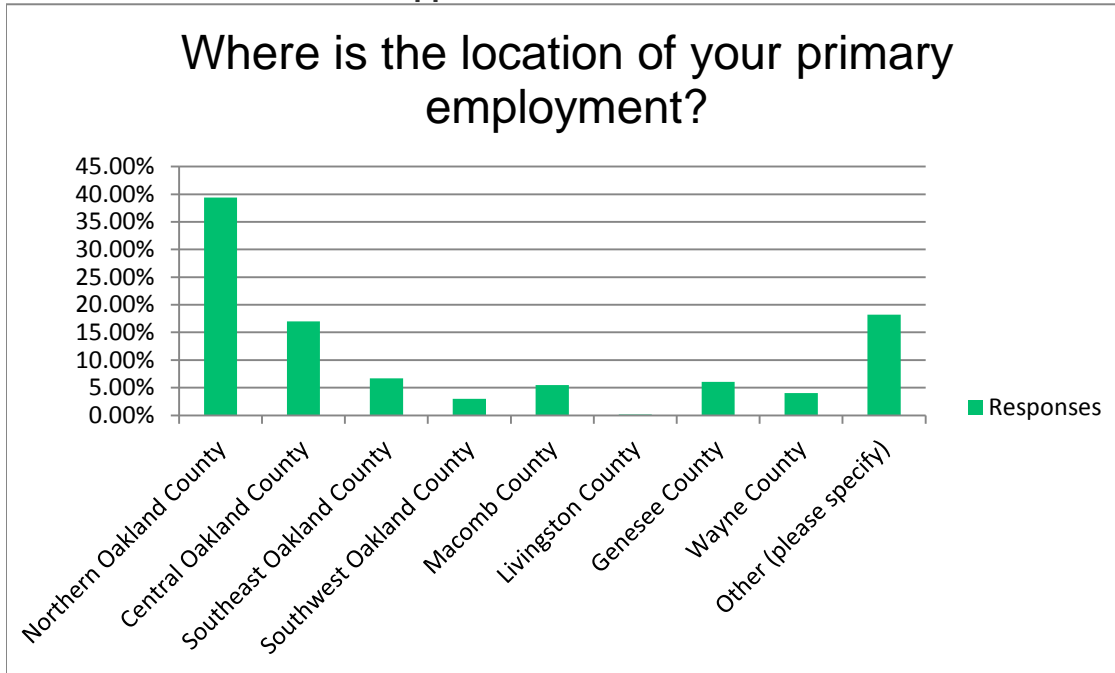
Please select the term that best describes your residence.

Answer Choices	Responses	
Single-family dwelling	98.12%	627
Attached condominium or duplex	0.63%	4
Apartment	1.25%	8
Other (please specify)		8
	Answered	639
	Skipped	18



Village of Ortonville Master Plan 2018 Survey
Where is the location of your primary employment?

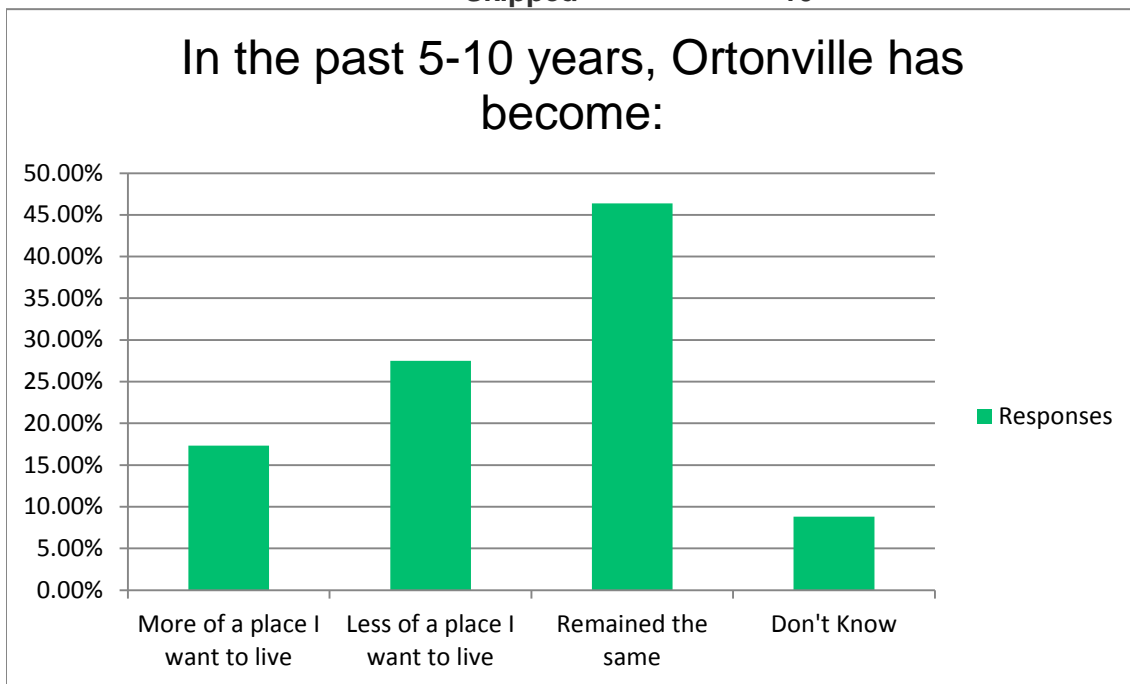
Answer Choices	Responses	
Northern Oakland County	39.41%	253
Central Oakland County	16.98%	109
Southeast Oakland County	6.70%	43
Southwest Oakland County	2.96%	19
Macomb County	5.45%	35
Livingston County	0.16%	1
Genesee County	6.07%	39
Wayne County	4.05%	26
Other (please specify)	18.22%	117
Answered		642
Skipped		15



Village of Ortonville Master Plan 2018 Survey

In the past 5-10 years, Ortonville has become:

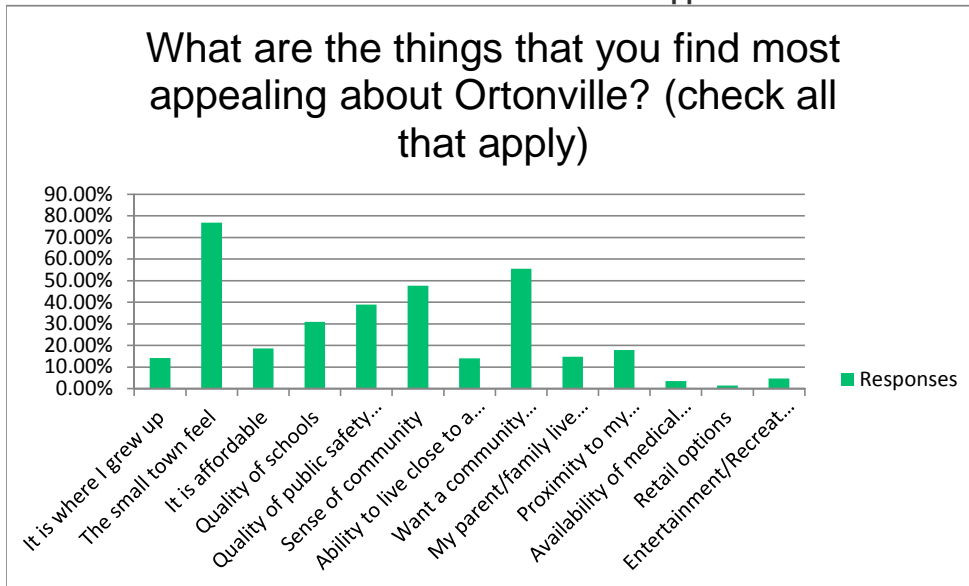
Answer Choices	Responses	
More of a place I want to live	17.31%	112
Less of a place I want to live	27.51%	178
Remained the same	46.37%	300
Don't Know	8.81%	57
	Answered	647
	Skipped	10



Village of Ortonville Master Plan 2018 Survey

What are the things that you find most appealing about Ortonville? (check all that apply)

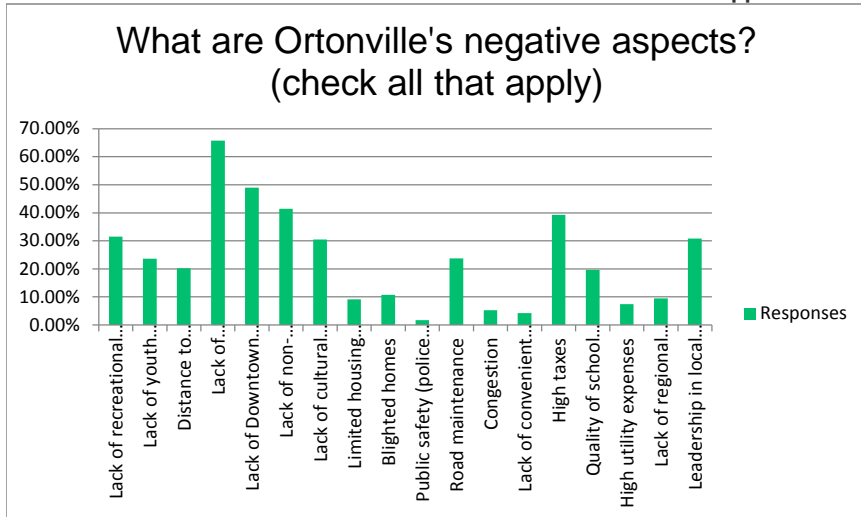
Answer Choices	Responses	
It is where I grew up	14.13%	88
The small town feel	76.89%	479
It is affordable	18.62%	116
Quality of schools	30.98%	193
Quality of public safety (police and fire)	38.84%	242
Sense of community	47.67%	297
Ability to live close to a downtown	13.96%	87
Want a community that is less congested and busy	55.54%	346
My parent/family live here	14.77%	92
Proximity to my employment	17.82%	111
Availability of medical care	3.53%	22
Retail options	1.44%	9
Entertainment/Recreation options	4.65%	29
Other (please specify)		76
	Answered	623
	Skipped	34



Village of Ortonville Master Plan 2018 Survey

What are Ortonville's negative aspects? (check all that apply)

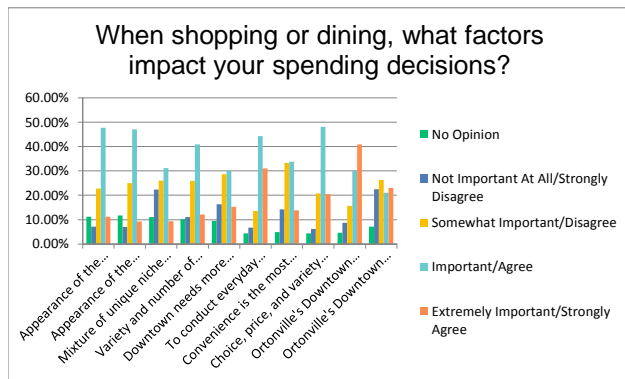
Answer Choices	Responses	
Lack of recreational activities within the community	31.46%	196
Lack of youth activities	23.60%	147
Distance to employment opportunities	20.22%	126
Lack of shopping/dining options	65.81%	410
Lack of Downtown vibrancy	48.96%	305
Lack of non-motorized transportation (bike paths, sidewalk, curb cuts)	41.41%	258
Lack of cultural events/entertainment options	30.50%	190
Limited housing choices	9.15%	57
Blighted homes	10.75%	67
Public safety (police and fire)	1.77%	11
Road maintenance	23.76%	148
Congestion	5.30%	33
Lack of convenient Downtown parking	4.17%	26
High taxes	39.33%	245
Quality of school district	19.58%	122
High utility expenses	7.38%	46
Lack of regional transportation	9.47%	59
Leadership in local government	30.82%	192
Other (please specify)		117
	Answered	623
	Skipped	34



Village of Ortonville Master Plan 2018 Survey

When shopping or dining, what factors impact your spending decisions?

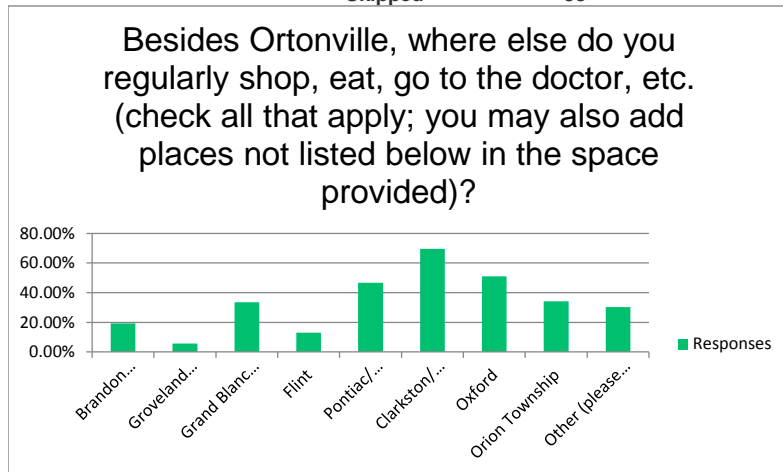
	No Opinion		Not Important At All/Strongly Disagree		Somewhat Important/Disagree		Important/Agree		Extremely Important/Strongly Agree		Total
Appearance of the Downtown district	11.17%	69	7.12%	44	22.82%	141	47.73%	295	11.17%	69	618
Appearance of the commercial business strip	11.69%	72	6.98%	43	25.00%	154	47.08%	290	9.25%	57	616
Mixture of unique niche businesses and national "name brand" stores	11.09%	68	22.35%	137	26.10%	160	31.16%	191	9.30%	57	613
Variety and number of shops is most important for shopping for gifts & special occasions	10.10%	62	11.07%	68	25.90%	159	40.88%	251	12.05%	74	614
Downtown needs more unique niche stores	9.54%	58	16.28%	99	28.62%	174	30.26%	184	15.30%	93	608
To conduct everyday purchases, I am willing to drive to a neighboring town	4.36%	27	6.79%	42	13.57%	84	44.26%	274	31.02%	192	619
Convenience is the most important factor for my everyday shopping purchases	4.85%	30	14.24%	88	33.33%	206	33.82%	209	13.75%	85	618
Choice, price, and variety are the most important factors for my everyday shopping purchases	4.38%	27	6.16%	38	20.75%	128	48.14%	297	20.58%	127	617
Ortonville's Downtown needs additional sit-down restaurants	4.67%	29	8.70%	54	15.62%	97	30.11%	187	40.90%	254	621
Ortonville's Downtown needs more fine dining restaurants	7.18%	44	22.51%	138	26.26%	161	21.04%	129	23.00%	141	613
										Answered	623
										Skipped	34



Village of Ortonville Master Plan 2018 Survey

Besides Ortonville, where else do you regularly shop, eat, go to the doctor, etc. (check all that apply; you may also add places not listed below in the space provided)?

Answer Choices	Responses	
Brandon Township	19.22%	119
Groveland Township	5.65%	35
Grand Blanc Township	33.44%	207
Flint	13.09%	81
Pontiac/ Auburn Hills	46.69%	289
Clarkston/ Independence Township	69.63%	431
Oxford	51.05%	316
Orion Township	34.09%	211
Other (please specify)	30.37%	188
	Answered	619
	Skipped	38

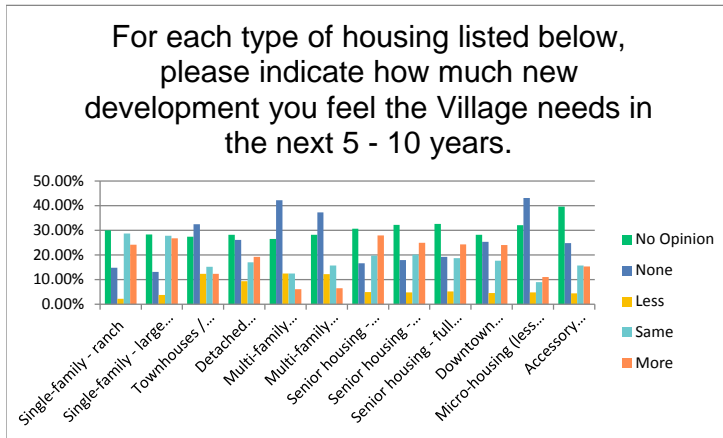


Village of Ortonville Master Plan 2018 Survey

For each type of housing listed below, please indicate how much new development you feel the Village needs in the next 5 - 10 years.

	No Opinion	None	Less	Same	More	Total					
Single-family - ranch	29.97%	175	14.90%	87	2.23%	13	28.77%	168	24.14%	141	584
Single-family - large lot	28.38%	166	13.16%	77	3.76%	22	27.86%	163	26.84%	157	585
Townhouses / rowhouses	27.49%	160	32.47%	189	12.37%	72	15.29%	89	12.37%	72	582
Detached townhomes / condos	28.23%	166	26.19%	154	9.35%	55	17.01%	100	19.22%	113	588
Multi-family apartment - income restricted	26.46%	154	42.27%	246	12.54%	73	12.54%	73	6.19%	36	582
Multi-family apartment - market rate	28.18%	164	37.29%	217	12.20%	71	15.81%	92	6.53%	38	582
Senior housing - independent living	30.70%	179	16.64%	97	4.97%	29	19.73%	115	27.96%	163	583
Senior housing - assisted living	32.19%	187	17.90%	104	4.82%	28	20.14%	117	24.96%	145	581
Senior housing - full service community	32.58%	188	19.24%	111	5.20%	30	18.72%	108	24.26%	140	577
Downtown apartments/lofts	28.23%	164	25.30%	147	4.65%	27	17.73%	103	24.10%	140	581
Micro-housing (less than 500 sq. ft)	32.07%	186	43.10%	250	4.83%	28	8.97%	52	11.03%	64	580
Accessory dwellings (granny flats, in-law suites, etc.)	39.66%	230	24.83%	144	4.48%	26	15.69%	91	15.34%	89	580

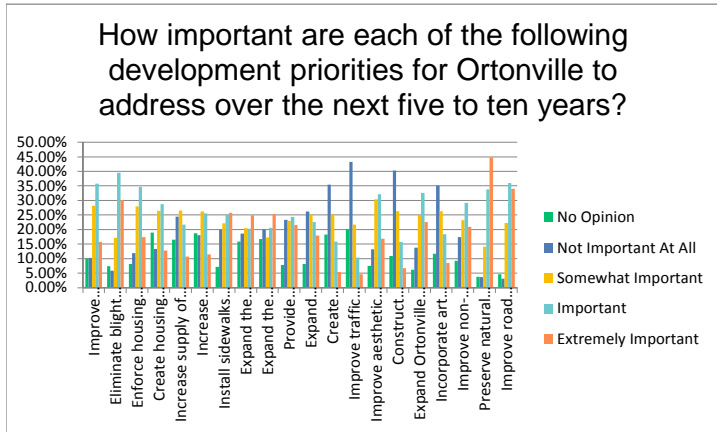
Answered 590
Skipped 67



Village of Ortonville Master Plan 2018 Survey

How important are each of the following development priorities for Ortonville to address over the next five to ten years?

	No Opinion		Not Important At All		Somewhat Important		Important		Extremely Important		Total
Improve appearance of residential neighborhoods	10.03%	58	10.21%	59	28.20%	163	35.81%	207	15.74%	91	578
Eliminate blight and vacant homes	7.38%	43	5.83%	34	17.15%	100	39.45%	230	30.19%	176	583
Enforce housing maintenance codes	8.10%	47	11.90%	69	27.93%	162	34.66%	201	17.41%	101	580
Create housing rental code enforcement mechanisms	18.88%	108	13.29%	76	26.40%	151	28.67%	164	12.76%	73	572
Increase supply of affordable housing	16.55%	96	24.48%	142	26.55%	154	21.72%	126	10.69%	62	580
Increase availability of senior housing	18.70%	109	18.01%	105	26.24%	153	25.56%	149	11.49%	67	583
Install sidewalks community-wide	7.20%	42	19.90%	116	22.13%	129	25.04%	146	25.73%	150	583
Expand the existing non-motorized network within Ortonville	15.81%	92	18.56%	108	20.45%	119	20.27%	118	24.91%	145	582
Expand the existing non-motorized network beyond the Village bound	16.78%	98	20.03%	117	17.29%	101	20.55%	120	25.34%	148	584
Provide incentives to attract commercial/industrial development	7.77%	45	23.32%	135	22.97%	133	24.35%	141	21.59%	125	579
Expand commercial and industrial development	8.10%	47	26.21%	152	25.17%	146	22.59%	131	17.93%	104	580
Create community wayfinding signage for directional assistance within	18.23%	105	35.42%	204	25.17%	145	15.80%	91	5.38%	31	576
Improve traffic flow within the Downtown	20.00%	116	43.28%	251	21.72%	126	10.34%	60	4.66%	27	580
Improve aesthetic appearance of Downtown	7.47%	43	13.19%	76	30.38%	175	32.12%	185	16.84%	97	576
Construct uniform welcome markers at each of the Village's main ent	10.90%	63	40.31%	233	26.30%	152	15.74%	91	6.75%	39	578
Expand Ortonville and Brandon's recreational programming and facili	6.20%	36	13.77%	80	24.96%	145	32.53%	189	22.55%	131	581
Incorporate art (sculpture, statues, murals) into public spaces and ont	11.70%	68	35.11%	204	26.33%	153	18.42%	107	8.43%	49	581
Improve non-motorized accessibility (sidewalks and accessibility) to c	9.28%	54	17.35%	101	23.20%	135	29.21%	170	20.96%	122	582
Preserve natural features (floodplains, woodlands, and stream shorel	3.79%	22	3.61%	21	14.11%	82	33.73%	196	44.75%	260	581
Improve road maintenance	4.66%	27	3.10%	18	22.24%	129	36.03%	209	33.97%	197	580
										Answered	590
										Skipped	67



Village of Ortonville Master Plan 2018 Survey

Please identify additional development priorities that you would like the Village to prioritize that were not addressed in the above questions.

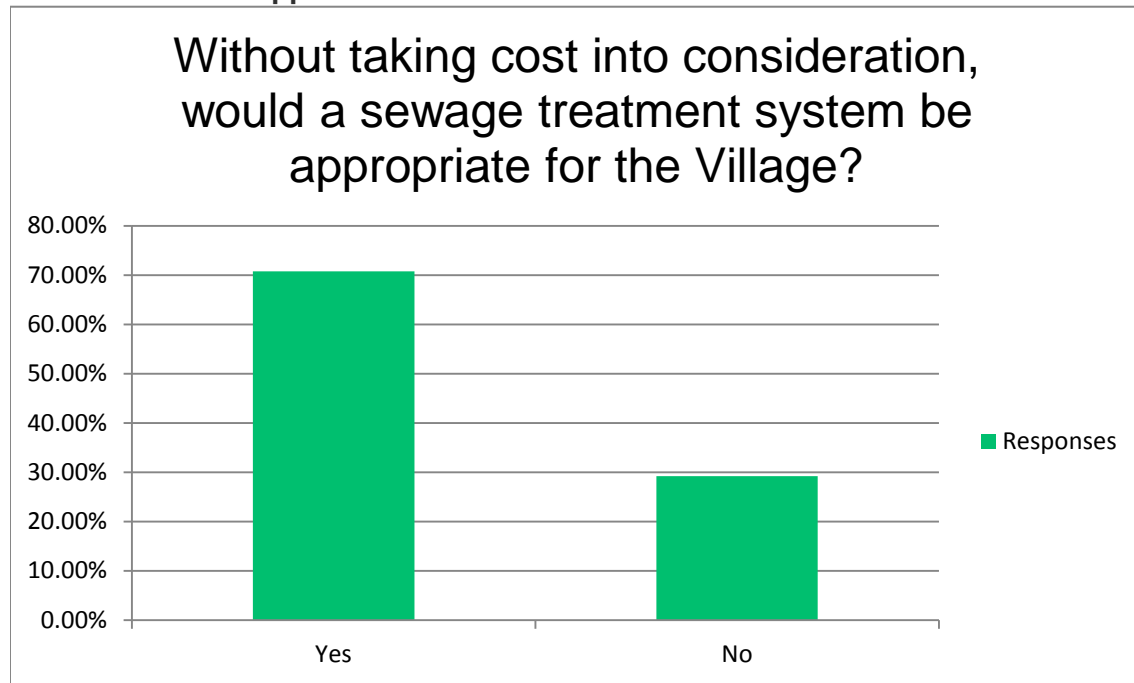
Answered 189

Skipped 468

Village of Ortonville Master Plan 2018 Survey

Without taking cost into consideration, would a sewage treatment system be appropriate for the Village?

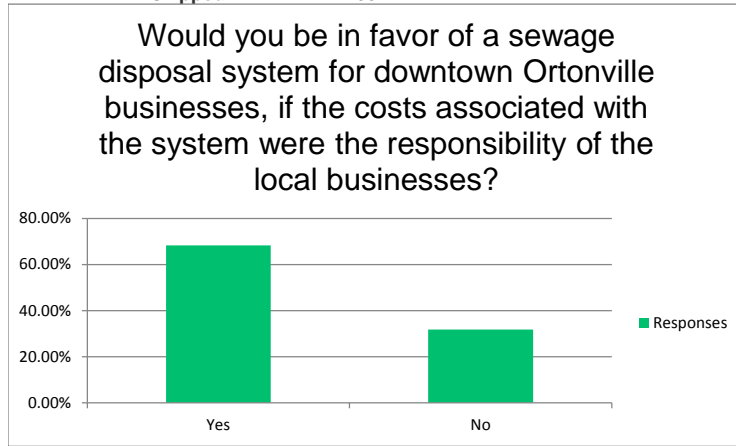
Answer Choices	Responses	
Yes	70.77%	402
No	29.23%	166
	Answered	568
	Skipped	89



Village of Ortonville Master Plan 2018 Survey

Would you be in favor of a sewage disposal system for downtown Ortonville businesses, if the costs associated with the system were the responsibility of the local businesses?

Answer Choices	Responses	
Yes	68.22%	380
No	31.78%	177
Answered		557
Skipped		100

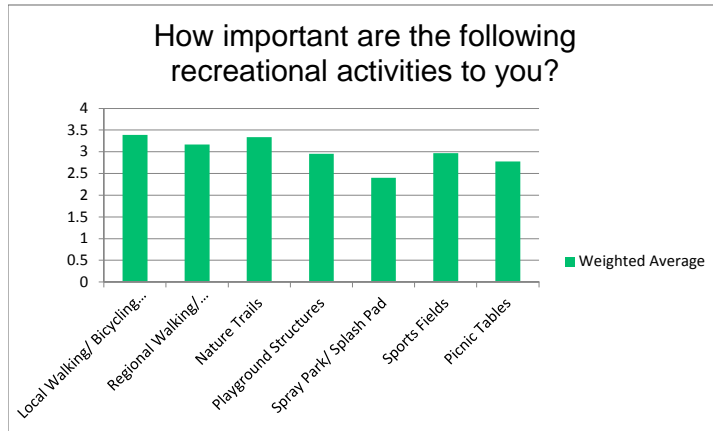


Village of Ortonville Master Plan 2018 Survey

How important are the following recreational activities to you?

	Not Important		Somewhat Important		Important		Very Important		Highest Importance	Total	Weighted Average	
Local Walking/ Bicycling Paths	12.78%	74	12.95%	75	22.11%	128	26.94%	156	25.22%	146	579	3.388601036
Regional Walking/ Bicycling Paths	17.68%	102	16.12%	93	20.62%	119	22.88%	132	22.70%	131	577	3.168110919
Nature Trails	10.59%	61	14.93%	86	25.52%	147	27.78%	160	21.18%	122	576	3.340277778
Playground Structures	17.91%	103	16.17%	93	30.09%	173	24.35%	140	11.48%	66	575	2.953043478
Spray Park/ Splash Pad	35.42%	204	21.53%	124	19.79%	114	14.06%	81	9.20%	53	576	2.401041667
Sports Fields	16.12%	93	17.85%	103	29.64%	171	26.00%	150	10.40%	60	577	2.967071057
Picnic Tables	15.26%	87	24.04%	137	35.96%	205	17.19%	98	7.54%	43	570	2.777192982

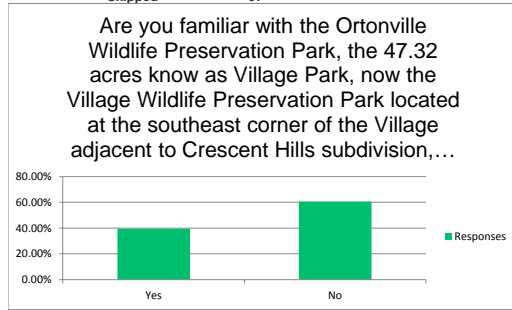
Answered 580
Skipped 77



Village of Ortonville Master Plan 2018 Survey

Are you familiar with the Ortonville Wildlife Preservation Park, the 47.32 acres know as Village Park, now the Village Wildlife Preservation Park located at the southeast corner of the Village adjacent to Crescent Hills subdivision, Mill Street and school property?

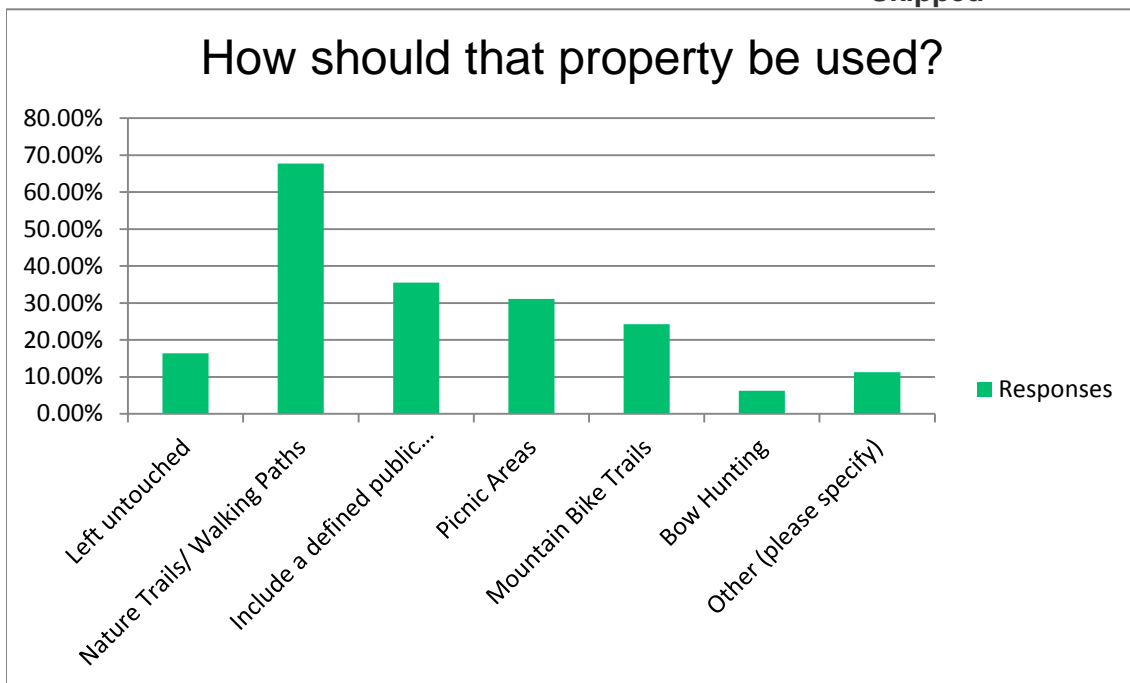
Answer Choices	Responses	
Yes	39.46%	221
No	60.54%	339
Answered		560
Skipped		97



Village of Ortonville Master Plan 2018 Survey

How should that property be used?

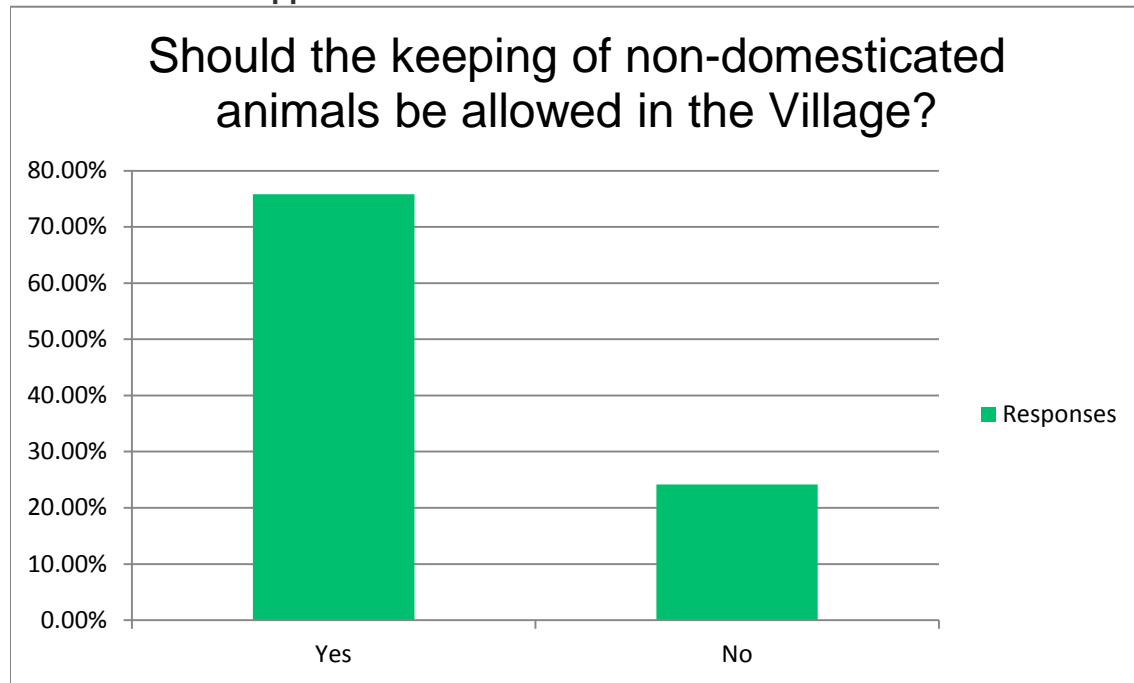
Answer Choices	Responses	
Left untouched	16.41%	86
Nature Trails/ Walking Paths	67.75%	355
Include a defined public access point with a parking area	35.50%	186
Picnic Areas	31.11%	163
Mountain Bike Trails	24.24%	127
Bow Hunting	6.30%	33
Other (please specify)	11.26%	59
	Answered	524
	Skipped	133



Village of Ortonville Master Plan 2018 Survey

Should the keeping of non-domesticated animals be allowed in the Village?

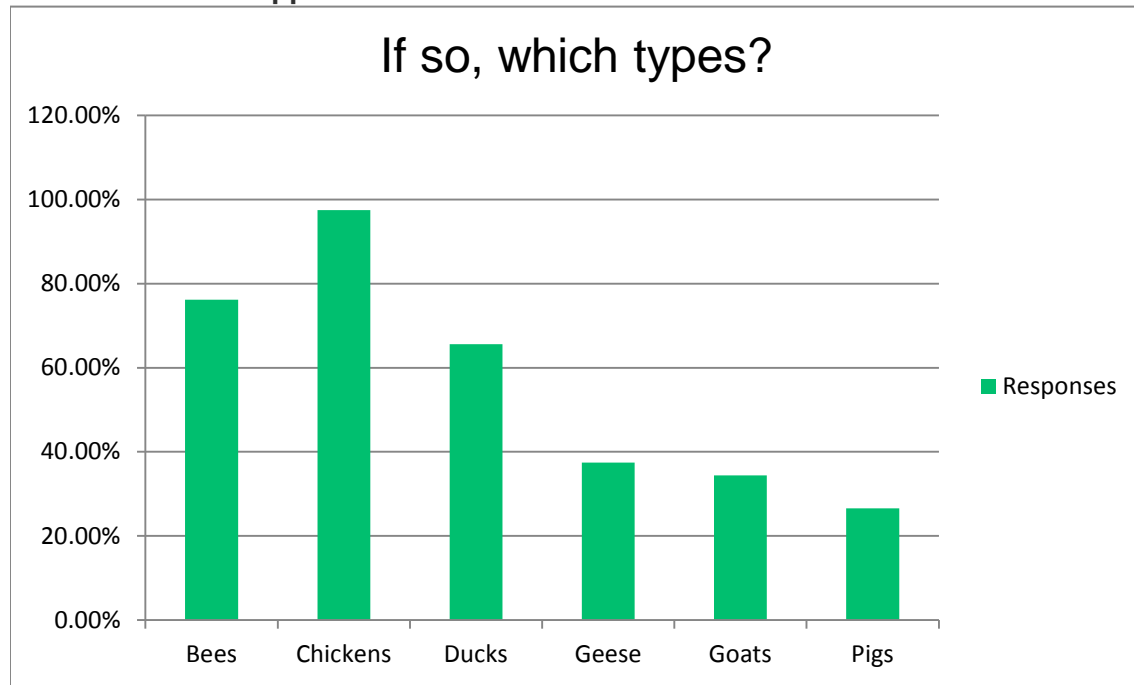
Answer Choices	Responses	
Yes	75.81%	420
No	24.19%	134
Answered		554
Skipped		103



Village of Ortonville Master Plan 2018 Survey

If so, which types?

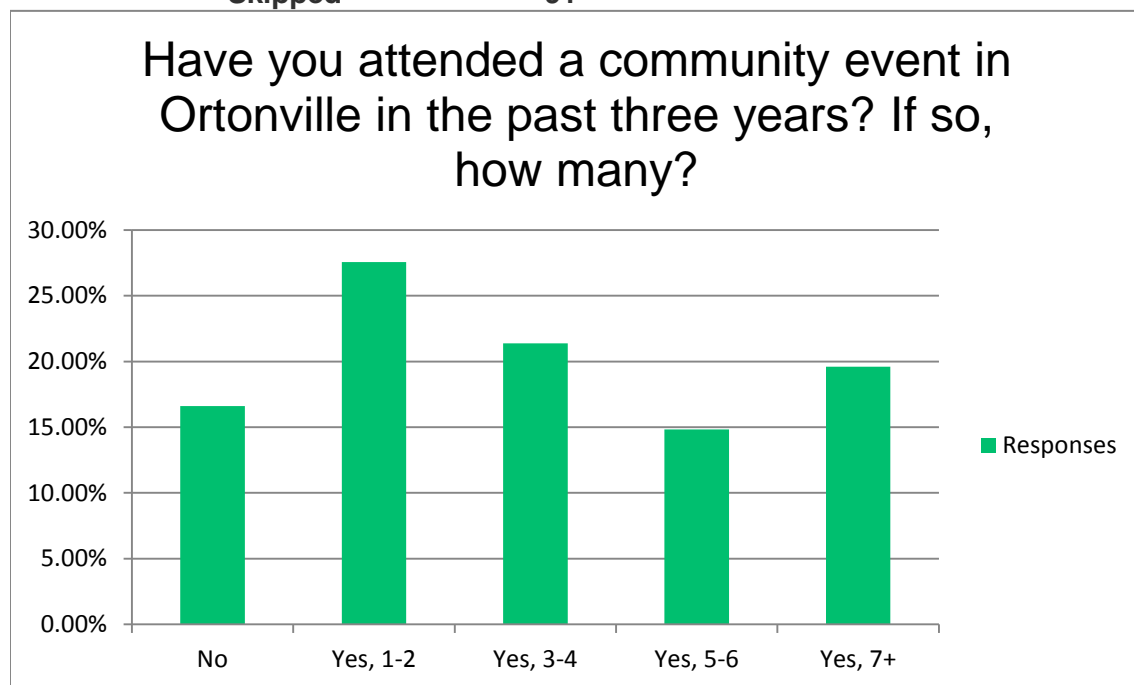
Answer Choices	Responses	
Bees	76.21%	330
Chickens	97.46%	422
Ducks	65.59%	284
Geese	37.41%	162
Goats	34.41%	149
Pigs	26.56%	115
	Answered	433
	Skipped	224



Village of Ortonville Master Plan 2018 Survey

Have you attended a community event in Ortonville in the past three years? If so, how many?

Answer Choices	Responses	
No	16.61%	94
Yes, 1-2	27.56%	156
Yes, 3-4	21.38%	121
Yes, 5-6	14.84%	84
Yes, 7+	19.61%	111
Answered		566
Skipped		91



Village of Ortonville Master Plan 2018 Survey

Which events have you attended? How important are these events to you?

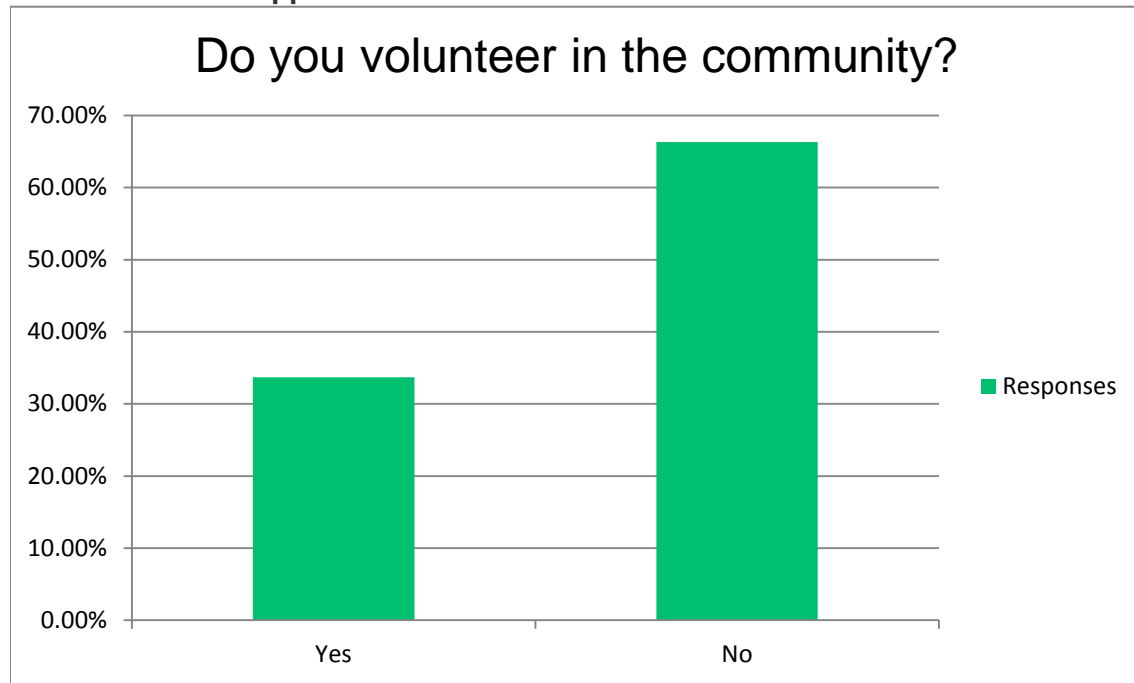
Answered 369

Skipped 288

Village of Ortonville Master Plan 2018 Survey

Do you volunteer in the community?

Answer Choices	Responses	
Yes	33.70%	186
No	66.30%	366
Answered		552
Skipped		105



Village of Ortonville Master Plan 2018 Survey

If so, for which organization(s)?

Answered	177
Skipped	480